



March 9, 2020

Supervisor Stephen Christy
Supervisor, District 4
Pima County Board of Supervisors
130 West Congress Street, Floor 11
Tucson, AZ 85701-1317

Re: Tanque Verde Valley Traffic Volumes

Dear Supervisor Christy,

Thank you for advising us of the concerns being expressed by residents of the Tanque Verde Valley. While we have no studies regarding the impact of specific developments on traffic within the region, and our planning level regional traffic forecasts look at the cumulative effects of growth under different growth scenarios for a 2045 horizon year, we do monitor traffic volumes, generally on a three year cycle.

Attached are graphs showing traffic volumes on Houghton Road, north and south of Tanque Verde Road, as well as for Tanque Verde Road, east and west of Houghton Road. You will note that traffic volumes fell substantially with the economic downturn and are still well below volumes experienced 10-15 years ago (with the exception of Tanque Verde Road east of Houghton Road which has not fluctuated greatly).

I hope this is of assistance.

Sincerely,


A handwritten signature in blue ink, appearing to read 'James DeGrood', written over a horizontal line.

James DeGrood,
Deputy Director

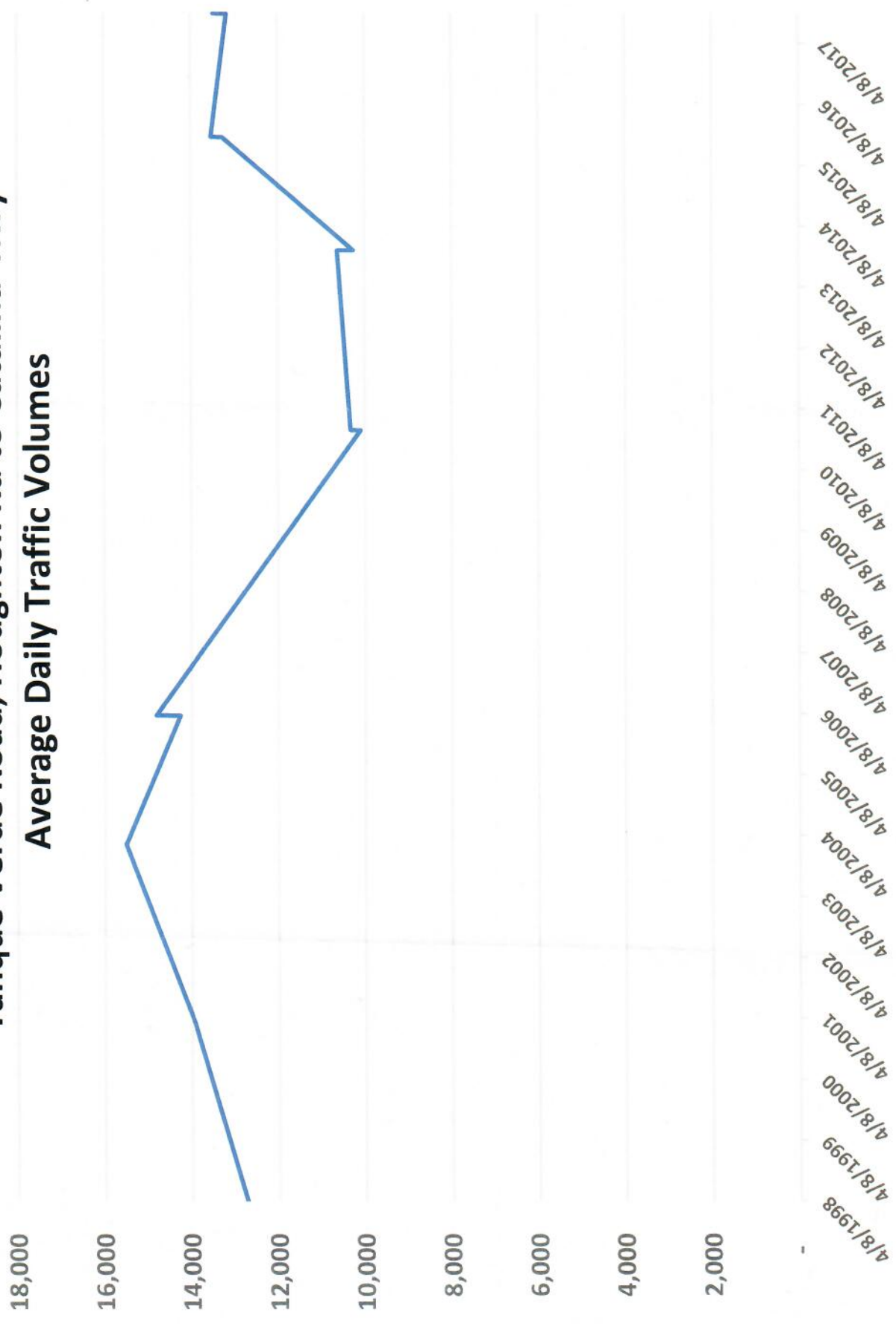
attachments



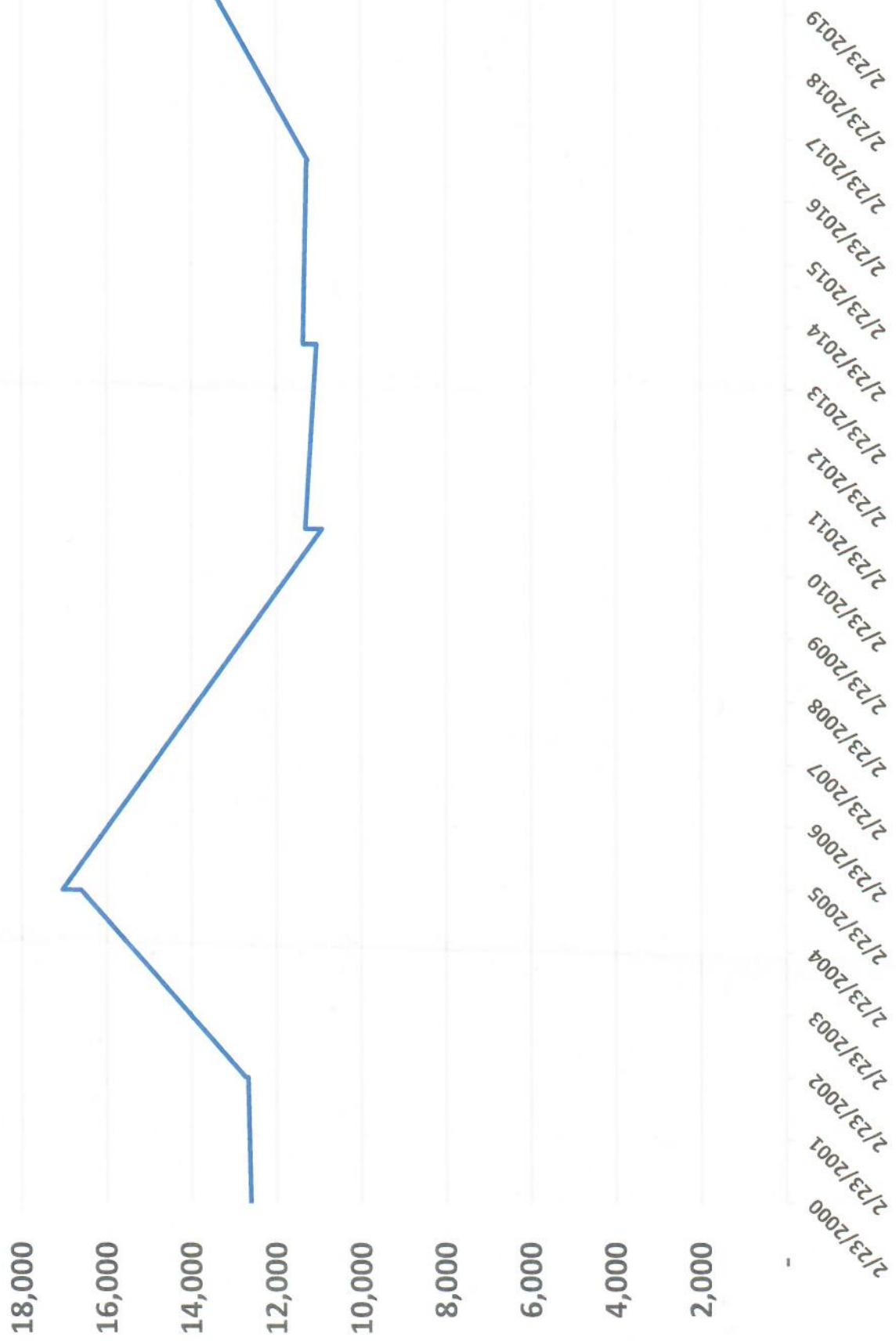
Houghton Road, Catalina Hwy to Tanque Verde Rd. Average Daily Traffic Volumes



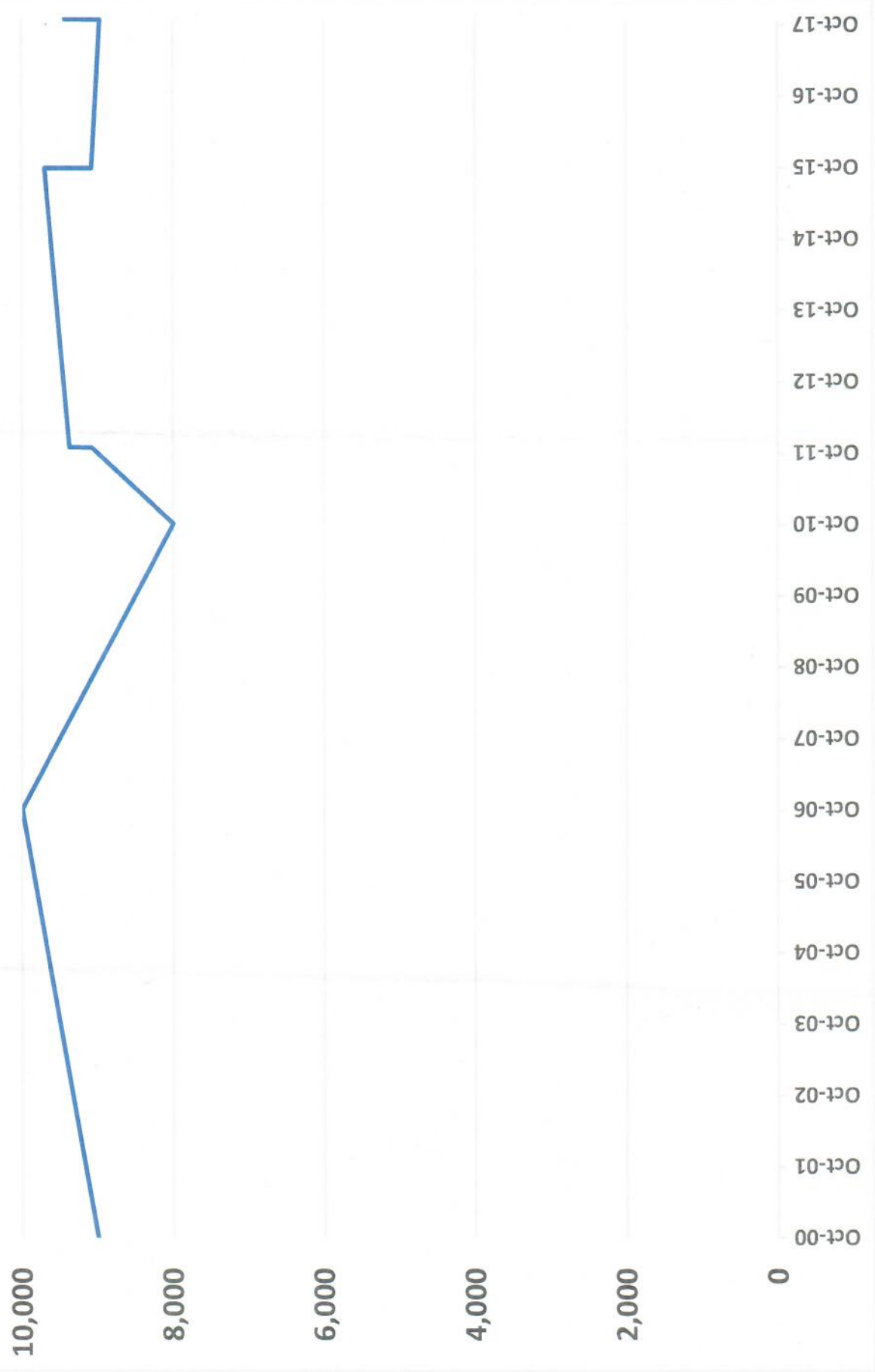
Tanque Verde Road, Houghton Rd to Catalina Hwy Average Daily Traffic Volumes



Houghton Road, Tanque Verde Rd to Speedway Blvd Average Daily Traffic Volumes



Tanque Verde Road, Houghton Rd to Tanque Verde Lp Average Daily Traffic Volumes



Houghton Road, Catalina Hwy to Tanque Verde

Date	ADT
2/25/1998	4,428
2/23/2000	6,466
2/24/2000	5,373
2/26/2002	7,078
2/27/2002	7,339
2/23/2005	8,280
2/24/2005	8,514
12/8/2009	8,769
12/9/2009	9,266
11/13/2013	6,252
11/14/2013	5,970
10/26/2016	6,282
10/27/2016	6,195
10/16/2019	6,804
10/17/2019	6,805

Tanque Verde, Catalina Hwy to Houghton

Date	ADT
4/8/1998	12,736
3/13/2001	13,939
2/18/2004	15,522
2/19/2004	15,501
3/28/2006	14,260
3/29/2006	14,813
11/30/2010	10,097
12/1/2010	10,324
11/13/2013	10,627
11/14/2013	10,256
9/23/2015	13,268
9/24/2015	13,527
10/3/2017	13,169
10/4/2017	13,478

Houghton, Tanque Verde to Speedway

Date	ADT
2/23/2000	12,615
2/26/2002	12,675
2/27/2002	12,742
2/23/2005	16,603
2/24/2005	17,047
11/30/2010	10,927
12/1/2010	11,320
11/13/2013	11,046
11/14/2013	11,366
10/19/2016	11,278
10/20/2016	11,245
10/16/2019	13,709
10/17/2019	13,623

Tanque Verde, Houghton to TV Loop

Date	ADT
Oct-00	9000 From regional Traffic Map, 2001
Oct-06	10000 From regional Traffic Map, page 1, 2007
Oct-10	8000 From regional Traffic Map, page 1, 2010
10/25/2011	9,077
10/26/2011	9,372
9/23/2015	9,698
9/24/2015	9,076
10/24/2017	8,968
10/25/2017	9,431